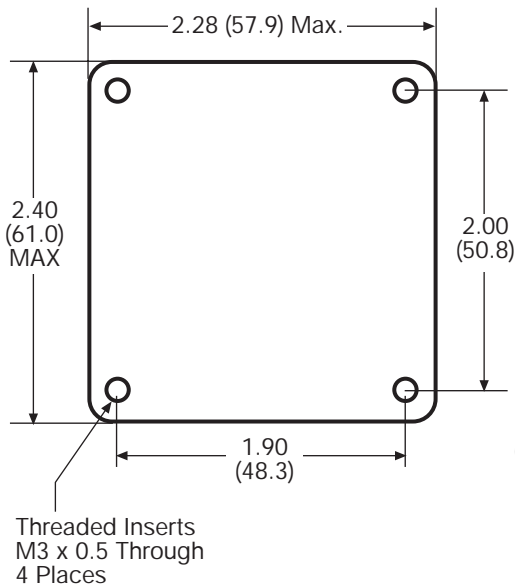


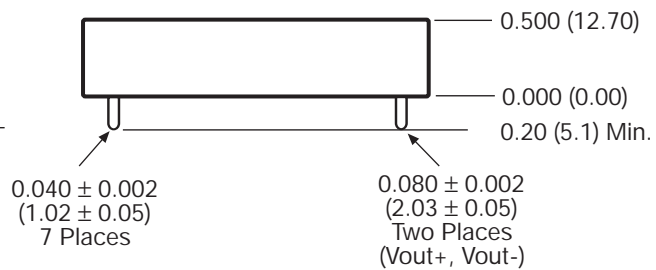
**Notes**

- 1 Dimensions: inches (mm).
- 2 Tolerance: x.xx ± 0.02 (x.x ± 0.5)  
x.xxx ± 0.010 (x.xx ± 0.25)
- 3 All pins are tin/lead plated brass.

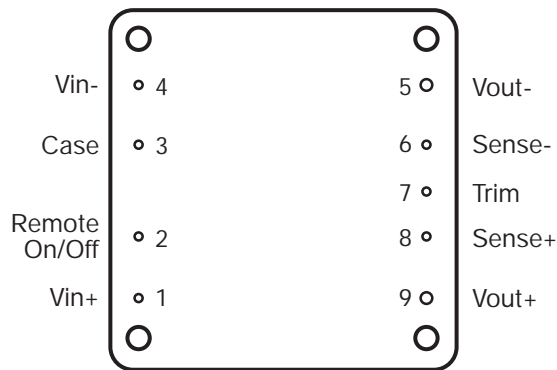
**TOP VIEW**  
WITH OVERALL DIMENSIONS



**SIDE VIEW**



**BOTTOM VIEW**  
PIN ASSIGNMENTS



**BOTTOM VIEW**  
DIMENSIONAL DETAILS

