

# SIL/SMT80C2

## 80 Amps


Total Power: 400 Watts  
Input Voltage: 4.7-13.8 V  
No. of Outputs: Single

### Special Features

- 80 A output rating
- Input voltage range: 4.7-13.8 V
- Output voltage range: 0.8375-5.1 V
- Current sharing
- Industry leading value
- Cost optimized design
- Excellent transient response
- Output voltage adjustability
- Pathway for future upgrades
- Supports silicon voltage migration
- Resulting in reduced design-in and qual time
- Over-temperature protection
- RoHS compliant

### Safety

- Designed to meet:
- UL, cUL 60950-1
  - (EN60950)



## Electrical Specifications

Output		
Voltage adjustability	See Note 5	0.8375-5.1 V
Output setpoint accuracy	1.0% trim resistors	±1.0%
Line regulation	Low line to high line	±0.2% max
Load regulation	Full load to min load	±0.5% max
Min/max load		0 A/80 A
Overshoot	At turn-on	0.5% max
Undershoot	At turn-off	100 mV max
Ripple and noise 5 Hz to 20 MHz	See Note 1	35 mV Vin=12, Vout=2.5 V
Transient response See Notes 1 and 2	Deviation Vin=12 V Vout=2.5 V	150 mV 20 μs recover to within regulation band
Input		
Input voltage		4.7-13.8 VDC
Input current	Minimum load Remote OFF	290 mA 30 mA
Input current (max)	See Note 3	60 A max @ Io max
Start-up time	Power up Remote ON/OFF	<12 ms <12 ms
General		
Efficiency	Vo=2.5 V, Vin=12 V, Iout=80 A	88%
Switching frequency	Fixed	500 kHz
Material flammability		UL94V-0
Weight		1.6 oz
MTBF (calculated)	12 V @ 40 °C 100% load Bellcore 332	3.7 Mhrs
Coplanarity		TBD

## Environmental Specifications

Thermal performance See Note 6	Operating ambient Non-operating ambient	0 °C to +85 °C -40 °C to +125 °C
-----------------------------------	--	-------------------------------------

### Protection

Over-temp	Hiccup, non-latching
Short-circuit	Hiccup, non-latching
Over-voltage	Hiccup, non-latching

### Recommended System Capacitance

Input	See Note 7	0 μF
Output	See Note 8	0 μF

### Setting Output Voltage

Default output voltage: 0.8375 V

The output voltage may be adjusted with a resistor placed between Trim (Pin 1) and (-)Trim (Pin 5).

The formula for calculating the value of this resistor is:

$$R_{\text{Trim}} (\text{k}) = 1.675 / (V_{\text{out}} - 0.8375)$$

### Pin Assignments

Pin Number	Function	Pin Number	Function
1	Trim	14	Vin
2	No Pin	15	Vout
3	Ground	16	Vout
4	Power Good	17	Ground
5	(-) Trim	18	Vout
6	Ishare	19	Ground
7	Ground	20	Vout
8	Ground	21	Ground
9	Enable	22	Vout
10	Rem Sense (-)	23	Ground
11	Rem Sense (+)	24	Vout
12	Vin	25	*Mech Support
13	Vin	26	*Mech Support

\*For Horizontal mounts only

#### Notes:

- Measured as per recommended system capacitance.
- $di/dt = 10 \text{ A} / \mu\text{s}$ ,  $V_{\text{in}} = \text{Nom}$ ,  $T_c = 25 \text{ }^\circ\text{C}$ , load change = 0.50  $I_o$  max. and vice versa.
- External fusing is recommended.
- Measured with external filter.
- Uses external resistor from trim pin to (-) trim pin.
- Airflow dependent, 300 LFM minimum required.
- No capacitor needed for ripple current capability.
- No capacitor needed for stability
- TSE RoHS 5/6 (non Pb-free) compliant versions may be available on special request, please contact your local representative for details.
- NOTICE: Some models do not support all options. Please contact your local Emerson Network Power representative or use the on-line model number search tool at <http://www.powerconversion/products.htm> to find a suitable alternative.

## Part Number System with Options

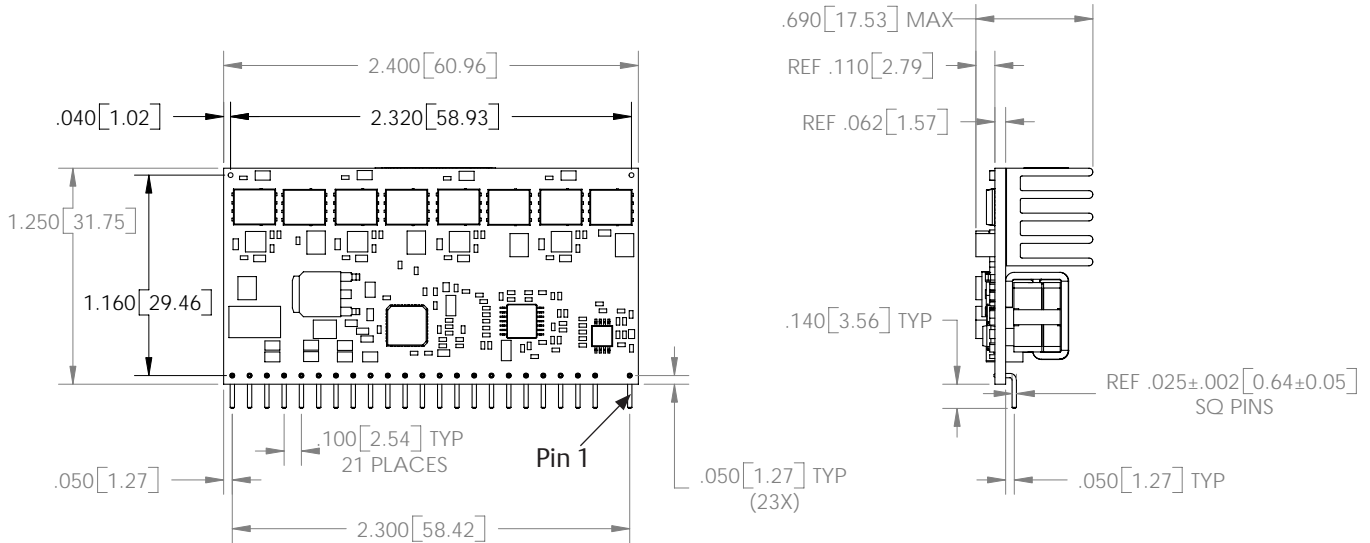
Product Family	Rated Output Current	Performance	Generation	Input Voltage	Output Voltage	Mounting Option	Custom Options	RoHS Compliance <sup>(9)</sup>
<b>SIL</b>	<b>80</b>	<b>C</b>	<b>2</b>	<b>- 00</b>	<b>SADJ</b>	<b>- X</b>	<b>X</b>	<b>J</b>
Product Family SIL = Single In Line	Rated Output Current 80 = 80 A	Performance C = Cost Optimized	Generation 2 = Increased Current Density	Input Voltage 00 = 4.7-13.8 V	Output Voltage Single Adjustable Output	Mounting Option H = Horizontal V = Vertical	Custom Options Blank = 3.05mm pin 3 = 3.50mm pin (horizontal mount only)	RoHS Compliance J = Pb-free (RoHS 6/6 compliant)

Product Family	Rated Output Current	Performance	Generation	Input Voltage	Output Voltage	Mounting Option	Custom Options	RoHS Compliance <sup>(9)</sup>
<b>SMT</b>	<b>80</b>	<b>C</b>	<b>2</b>	<b>- 00</b>	<b>SADJ</b>	<b>X</b>	<b>X</b>	<b>J</b>
Product Family SMT = Surface Mount	Rated Output Current 80 = 80 A	Performance C = Cost Optimized	Generation 2 = Increased Current Density	Input Voltage 00 = 4.7-13.8 V	Output Voltage Single Adjustable Output	Mounting Option Blank = Horizontal -V = Vertical	Custom Options Blank = Standard	RoHS Compliance J = Pb-free (RoHS 6/6 compliant)

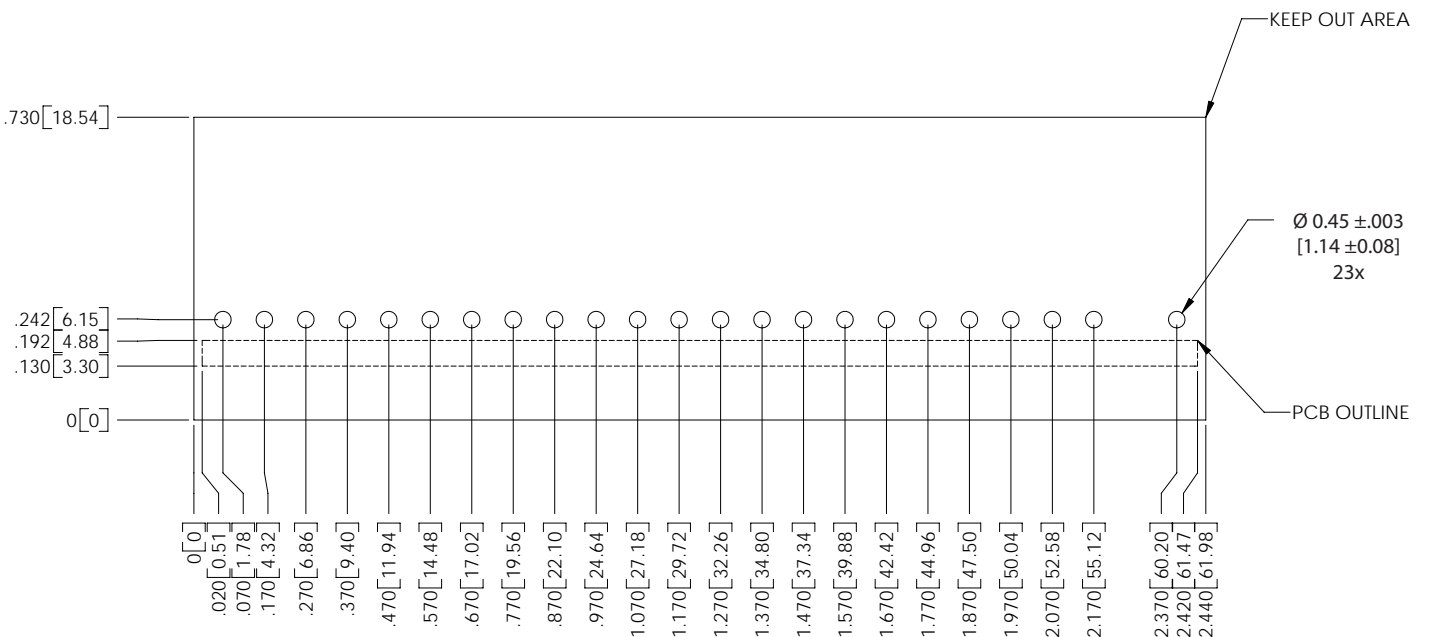
# Mechanical Drawings

Rev. 02.22.12  
SIL/SMT80C2  
3 of 6

## SIL80C2-00SADJ-VJ

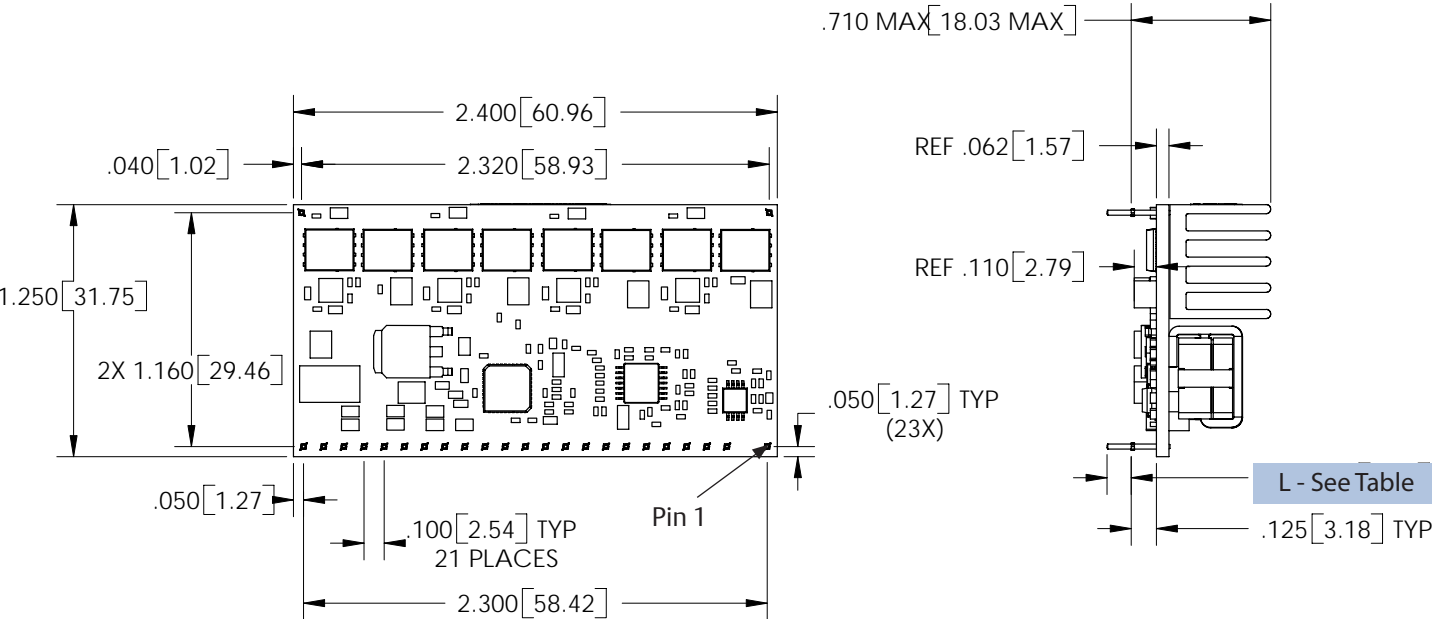


## Footprint



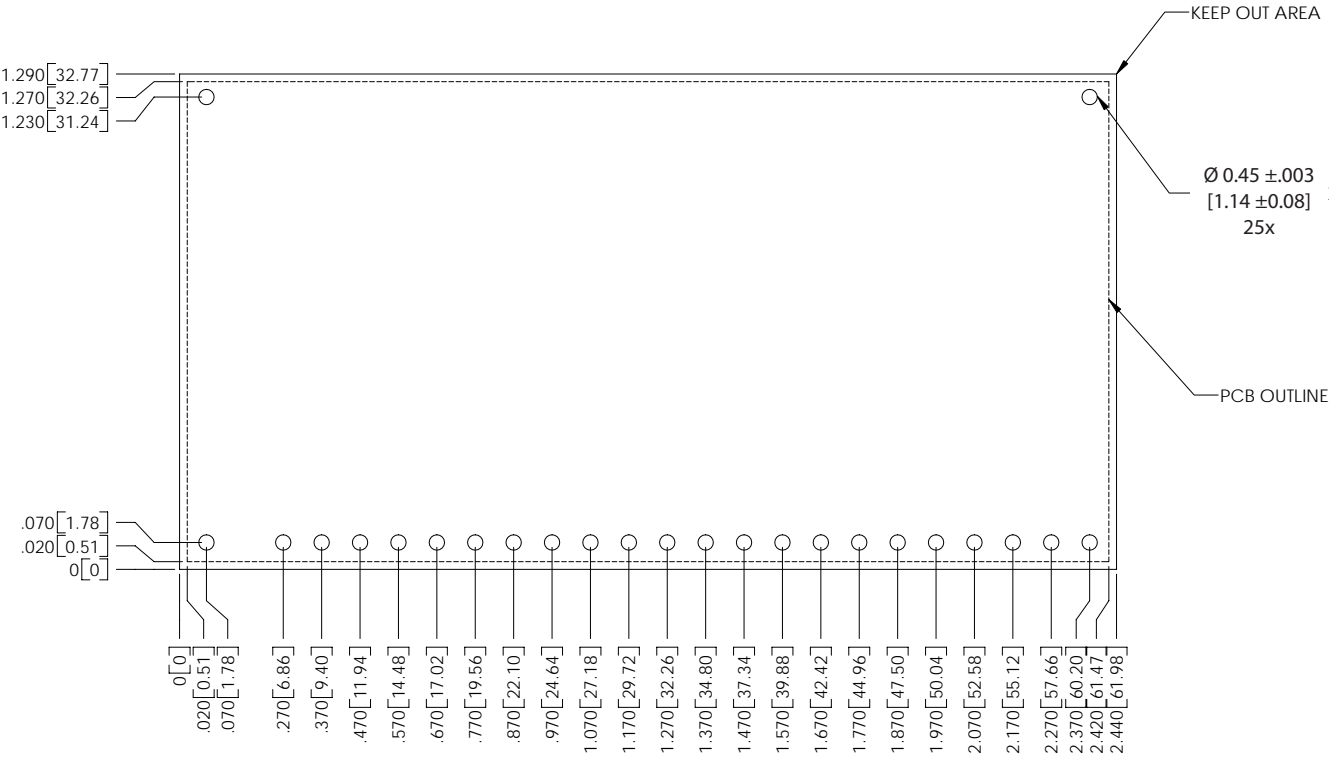
# Mechanical Drawings

## SIL80C2-00SADJ-HJ/H3J



Model	L Dimension
SIL80C2-00SADJ-HJ	REF .120 [3.05]
SIL80C2-00SADJ-H3J	REF .138 [3.50]

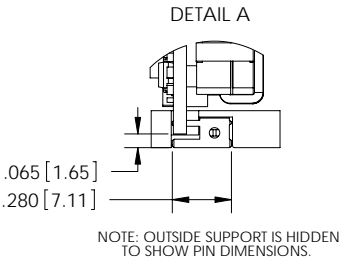
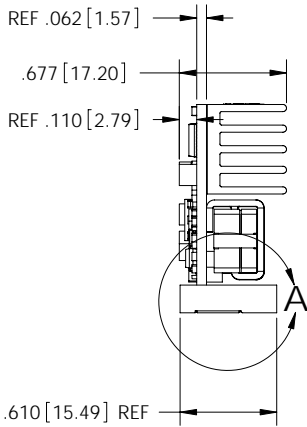
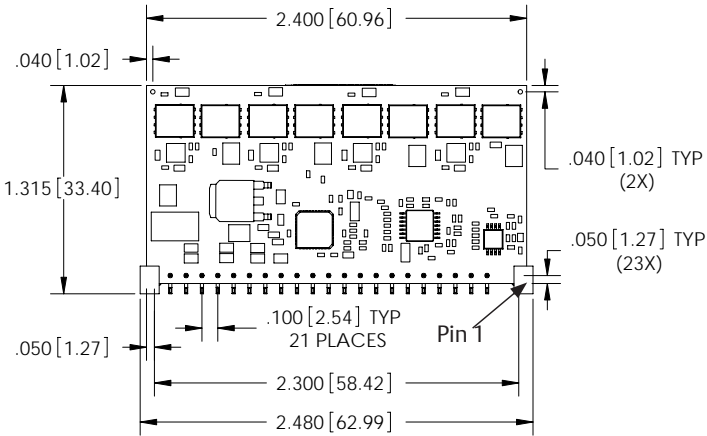
## Footprint



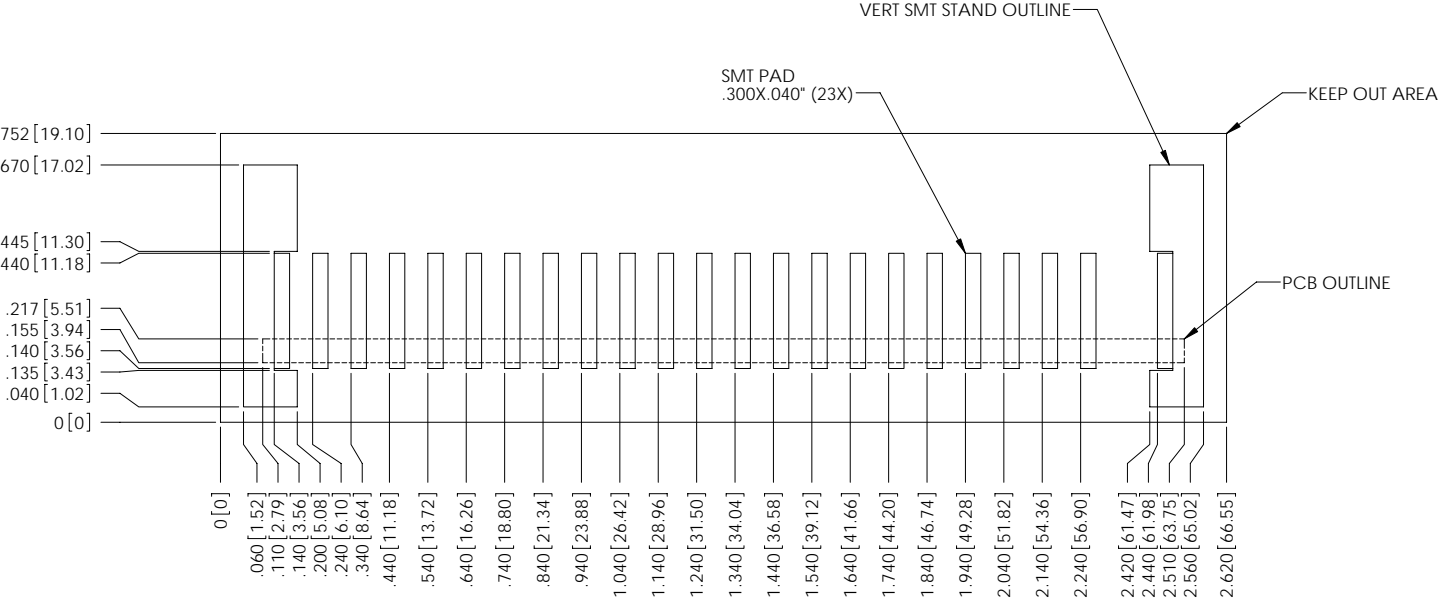
# Mechanical Drawings

Rev. 02.22.12  
SIL/SMT80C2  
5 of 6

## SMT80C2-00SADJ-VJ

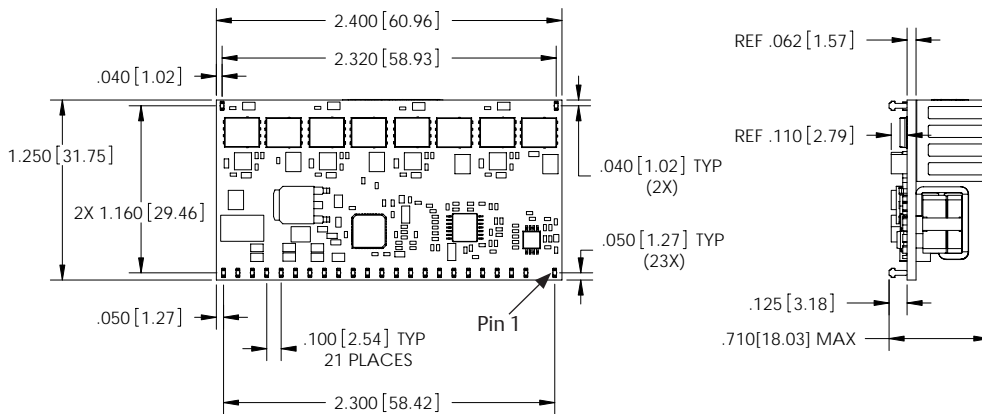


## Footprint

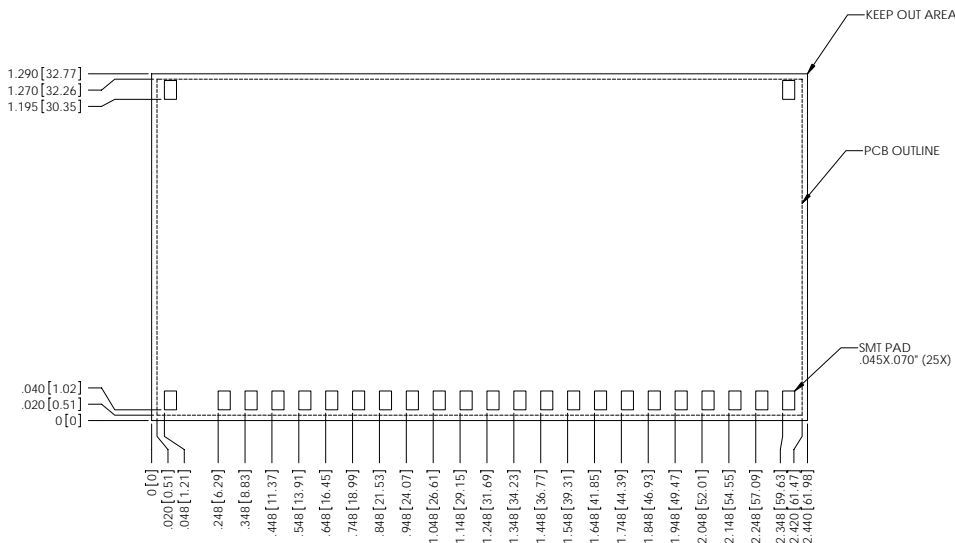


## Mechanical Drawings (cont'd)

### SMT80C2-00SADJJ



### Footprint



### Americas

5810 Van Allen Way  
Carlsbad, CA 92008  
USA  
Telephone: +1 (760) 930 4600  
Facsimile: +1 (760) 930 0698

### Europe (UK)

Waterfront Business Park  
Merry Hill, Dudley  
West Midlands, DY5 1LX  
United Kingdom  
Telephone: +44 (0) 1384 842 211  
Facsimile: +44 (0) 1384 843 355

### Asia (HK)

14/F, Lu Plaza  
2 Wing Yip Street  
Kwun Tong, Kowloon  
Hong Kong  
Telephone: +852 2176 3333  
Facsimile: +852 2176 3888

For global contact, visit:

[www.PowerConversion.com](http://www.PowerConversion.com)  
[techsupport.embeddedpower@emerson.com](mailto:techsupport.embeddedpower@emerson.com)

While every precaution has been taken to ensure accuracy and completeness in this literature, Emerson Network Power assumes no responsibility, and disclaims all liability for damages resulting from use of this information or for any errors or omissions.

**Emerson Network Power.**  
The global leader in enabling  
business-critical continuity.

- AC Power
- Connectivity
- DC Power
- Embedded Computing
- Embedded Power**
- Monitoring
- Outside Plant
- Power Switching & Controls
- Precision Cooling
- Racks & Integrated Cabinets
- Services
- Surge Protection

[EmersonNetworkPower.com](http://EmersonNetworkPower.com)

Emerson Network Power and the Emerson Network Power logo are trademarks and service marks of Emerson Electric Co. ©2011 Emerson Electric Co.